



Paragraph of the Week[®]

**A Daily Practice
Approach to
Paragraph Writing**



Created by: Stephanie Moorman
www.teachinginroom6.com



Paragraph of the Week[®]

Grading Rubric

© S. Mooman, 2012 (revised 2019) www.teachinginroom6.com

4

Complete sentences, topic sentence, 3 supporting details with evidence sentence, closing sentence, vivid adjectives, engaging beginning, a great deal of varied sentence structure, correct punctuation (indenting, proper spacing, periods, etc.), correct spelling, legible font, on topic.

3


Complete sentences, topic sentence, 3 supporting details with evidence sentence, adjectives, engaging beginning, some varied sentence structure, closing sentence, mostly correct punctuation (indenting, proper spacing, periods, etc.), mostly correct spelling, mostly legible font, mostly on topic.

2

Mostly complete sentences, topic sentence, 3 supporting details which may contain evidence sentence, closing sentence, may or may not include adjectives and engaging beginning, a few varied sentence structure, somewhat correct punctuation (indenting, proper spacing, periods, etc.), somewhat correct spelling, somewhat legible font, somewhat on topic.

1

Some complete sentences, may or may not contain the following: topic sentence, 3 supporting details with evidence sentence, vivid adjectives, engaging beginning, varied sentence structure, closing sentence, incorrect punctuation (indenting, proper spacing, periods, etc.), incorrect spelling, not legible font, not on topic.



Paragraph of the Week®


Level 1

Over the course of this week, you will be writing a paragraph. You will choose a topic (within the given parameters) and will brainstorm, draft, and write a complete paragraph. Be sure to use all that we have learned in class when writing this paragraph. So let's get started!

Monday

Brainstorm all that you know about a trip that you have taken. This could be as simple as going to the store with your mom, or something bigger like a trip to Guatemala. Be sure to include every detail you can think of about the trip.

My trip to....



Paragraph of the Week[®]

Level 1

Now that you have the topic of your paragraph, you will write the main body sentences. Be sure that they are all on topic, as this is the "meat and potatoes" of your thoughts.

Tuesday

Using the brainstorm you created yesterday, choose 3 of the most important things you did on the trip. These must be EVENTS. They will become the three details about your trip. Write a sentence for each. Then, write an explanation sentence for each.

Detail One : _____


Explanation : _____

Detail Two : _____

Explanation : _____

Detail Three : _____

Explanation : _____



Paragraph of the Week[®]

Level 1


Topic sentences tell the reader exactly what you will discuss in your paragraph without giving away any of the details. Closing sentences sum up what you have already written. They are the "frame" for your paragraph.

Wednesday

Now that you have your details and explanations written, you must write a topic sentence and closing sentence. Remember, your topic sentence must let the reader know what you are going to talk about in your paragraph, without discussing any of the details. Your closing sentence must restate your topic sentence, using synonyms and different words.

Topic Sentence: _____

Closing Sentence: _____



Paragraph of the Week®

Level 1


This is when you will construct that paragraph.

Thursday

It is time to put all of your work together in the form of a paragraph. The topic sentence goes first, followed by the detail, explanation combo sentences. The last sentence is your closing sentence.

Reread it all and make sure it makes sense. It should all be about the same topic, give lots of information, and be written in complete sentences.

This image shows a full page of blank handwriting practice paper. It features multiple rows of horizontal lines. Each row consists of three lines: a solid top line, a dashed middle line, and a solid bottom line. The paper is white with black lines. There are no margins or other markings on the page.



Paragraph of the Week®

Level 1

Over the course of this week, you will be writing a paragraph. You will choose a topic (within the given parameters) and will brainstorm, draft, and write a complete paragraph. Be sure to use all that we have learned in class when writing this paragraph. So let's get started!

Monday

Brainstorm all that you know about a trip that you have taken. This could be as simple as going to the store with your mom, or something bigger like a trip to Guatemala. Be sure to include every detail you can think of about the trip.

Tuesday

Using the brainstorm you created yesterday, choose 3 of the most important things you did on the trip. These must be EVENTS. They will become the three details about your trip. Write a sentence for each. Then, write an explanation sentence for each.

Wednesday

Now that you have your details and explanations written, you must write a topic sentence and closing sentence. Remember, your topic sentence must let the reader know what you are going to talk about in your paragraph, without discussing any of the details. Your closing sentence must restate your topic sentence, using synonyms and different words.

Thursday

It is time to put all of your work together in the form of a paragraph. The topic sentence goes first, followed by the detail/explanation combo sentences. The last sentence is your closing sentence.

Reread it all and make sure it makes sense. It should all be about the same topic, give lots of information, and be written in complete sentences.